

Magnetic level gauge PN40 / CL300

Magnetic indicating bar scale with fine resolution, indirect level indication
Fully closed housing with gapless weldings and butt-welded connections
Float magnet field totally circular with strong far field
Float defect control with indicating field in lower display end

Product group **710**

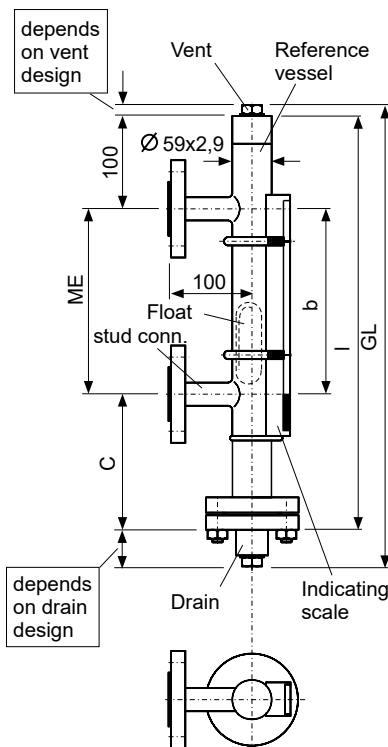
Type **100.0**

Sheet: 1/2 Revision: 8

Date: 04/22



Type .100.0 equipped with Magnetic switches MIN and MAX, vent plug, drain valve and indicating scale .AVG3 with high-T isolation.



Field of Application

The magnetic level gauge is for indicating the level height of liquids in any vessel via bypass. Simultaneously you can use level switches (s. 740.XXXX) or level sensors (s. 745.XXXX) mounted onto the reference vessel tube to signal level limits or measure the level height by remote means.

General Data

Density, float 1.4571: from 0,75 g/cm³
Titanium: from 0,54 g/cm³
Precision for Interface or density: from ±0,01 g/cm³
Measuring range (=ME): single piece up to 5000 mm, above split construction, from 3000 mm holding bracket each 1500 mm
Measuring error: ±10 mm
Viscosity: max 1000 mPas
Display type: 710.AVG3
Connection: weld end (Standard), Flanges DIN and ANSI, Cap (Standard), plug 1/2" NPT, as option 3/4" NPT, G1/2A, G3/4A
Valve DN6, optional DN8, Flange stud DIN and ANSI and acc. to customer spec.
Drain/vent:
Material tube, stud, 1.4571 (Standard), ANSI-coded
flanges, fixtures: Titanium, Hastelloy, etc.,
float: 1.4571, Titanium etc.
Weight: Basic 10,1 kg + 0,52 kg/100mm ME

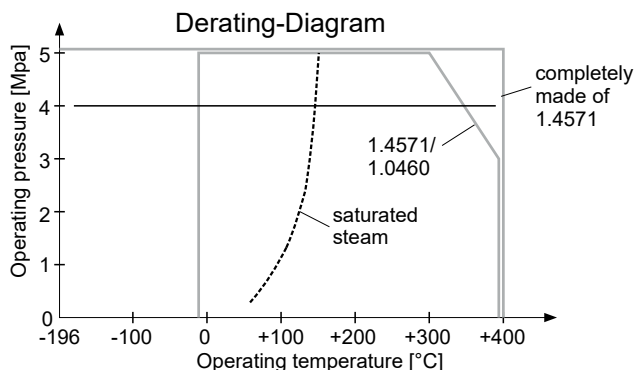
Design Data

Operating pressure: up to 5,2 MPa/600 lbs (see Derating-Diagram)
Temperature Media
Reference vessel cpl. 1.4571: -196 ... +400 °C
flanges 1.0460: -10 ... +400 °C (see Derating-Diagram)
Below -10 °C Indicating scale .AVG2 and below -20 °C add frost protection with 710.FROST. In both cases preparation for insulation included.

Certificates

PED 97/23/EG, ExNB ATEX

Subject to alterations



Ordering no.

710.100.0 - XXX - XXXX - XXXXXXXX

Density, e.g. 054=0,54 g/cm³

Center to center ME in mm

Connections etc. see sheet 710.VAR

Phönix Control Kft.

Bolyki Tamás street 44.

Ozd, 3600, Hungary

Tel.: +36-48-572-310

+36-48-572-567

Fax.: +36-48-471-642

E-mail: info@phoenix-brv.hu

web: www.phoenixcontrol.hu

Details

Float, Vent, Drain and Connection

Product group **710**

Type **100.0**

Sheet: 2/2 Revision: 8

Date: 04/22

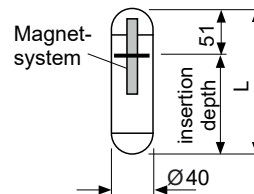
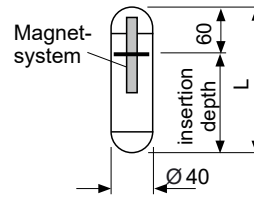
Float material 1.4571, Ø40, PN40 / CL300

Density range [g/cm ³]	Measure C [mm]	Total length L [mm]	Weight [g]	Part no.
1,23 ... 1,52	170	160	159	BG1001004152
1,04 ... 1,22	210	200	188	BG1001004122
0,93 ... 1,03	260	250	221	BG1001004103
0,87 ... 0,92	310	300	251	BG1001004092
0,81 ... 0,86	360	350	286	BG1001004086
0,75 ... 0,80	410	400	316	BG1001004080
Interface float (individually designed ±0.01 g/cm ³)				BG1001004TRX

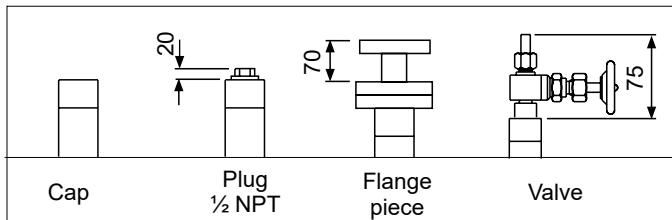
Float material Titanium, Ø40, PN40 / CL300

Density range [g/cm ³]	Measure C [mm]	Total length L [mm]	Weight [g]	Part no.
0,73 ... 0,78	260	250	173	BG1001009078
0,67 ... 0,72	310	300	197	BG1001009072
0,62 ... 0,66	360	350	220	BG1001009066
0,58 ... 0,61	410	400	244	BG1001009061
0,54 ... 0,57	460	450	262	BG1001009057
Interface float (individually designed ±0.01 g/cm ³)				BG1001009TRX

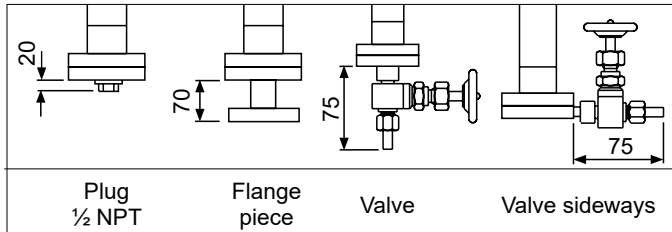
Density range corresponds to measuring error ±10 mm



Vent



Drain

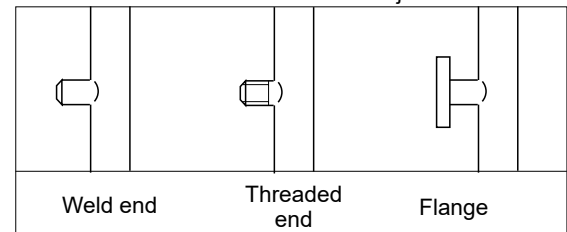


Design Data

Operating pressure: up to PN40 / CL300
 (see Derating-Diagram for 1.4571)
 Test pressure: Operating pressure x 1,3
 Operating temperature: -196 ... +400 °C
 (see Derating-Diagram for 1.4571)

Connections

Subject to alterations



Ordering no.

Accessories:

Device	Product group
Magnetic switch	740.XXXX
Level sensor	745.XXXX
Indicating scale	710.AVGX
Frost protection	710.PLEXI
Heating	710.HEAT

Spare parts:

Designation	Part no.
Float	s. Float table above
Indicating scale	BG10.AVGX
Sealing	04750395XXX
Fixing springs	3813000672
Align magnet	BG10XXXXMAKU

There may be any other customer specified connections, materials and special floats.

Phönix Control Kft.

Bolyki Tamás street 44.

Ozd, 3600, Hungary

Tel.: +36-48-572-310

+36-48-572-567

Fax.: +36-48-471-642

E-mail: info@phoenix-brv.hu

web: www.phoenixcontrol.hu